




SCAFFOLDING MANUFACTURER



PRODUCT CATALOGUE

SYSTEM RAM 1 / SLV 73

SUCCESS IS BORN OF PASSION



Our company was founded in the 90's in Germany under the name DIMN Gerüste. A dynamic growth of the Polish economy made it possible to move the business to Poland in 2006. The company's new name and image are the result of merging with Nova-Tech a big Polish scaffolding manufacturer.

This way we showed that success consists mainly in excellent cooperation and partnership. We have built a solid foundation of our company thanks to passion, involvement and hard work.

Our work is our passion, therefore we keep improving our products and expanding the sales area. As professionals, we value a personal approach to the customer. We are continually setting new goals and broadening our offer i.a. by producing non-standard custom-made scaffolding elements. Our experienced SLV-GROUP team and the technical support of Nova Tech are a guarantee of safety, stability and professional service for our customers. We produce our scaffoldings in Poland using a modern and advanced technology. A qualified team from Poland, Germany and Sweden ensures a high and replicable quality of our products.



The following features of our products make them stand out from the others on the market:

- lightness: thanks to the application of high quality S235JRH steel
- durability: thanks to lengthening the welds and application of consolidations and special fittings
- resistance: thanks to the application of hot-dip galvanized zinc which gives protection against corrosion

We know everything about scaffolding. Now we would like to share this knowledge with our customers.

WE ALWAYS KEEP TESTING
AND IMPROVING
OUR PRODUCTS



CONTENTS PAGE

ABOUT RAM 1	P. 4
FRAMES	P. 5 – 6
PLATFORMS	P. 7 – 9
GUARDRAILS, BRACINGS (DIAGONAL)	P. 9 – 10
THE TOP SECURITY	P. 11 – 12
TOE BOARD	P. 13
SUPPLEMENTARY SCAFFOLDING PARTS	P. 13 – 16
ACCESSORIES	P. 16 – 17

Why choose our scaffoldings?

PROFESSIONALISM

The SLV-GROUP Team has all the knowledge and tools necessary to properly calculate the parameters of a scaffolding. We always try to meet the expectations of our customers.

FLEXIBILITY

Our customers can choose from a diverse offer of scaffolding products in order to suit their needs and expectations. We are able to produce even the most unusual scaffolding elements.

SAFETY AND COMPATIBILITY WITH THE REGULATIONS

A stable construction of the scaffolding is friendly for people working at heights. Our products have all the necessary certificates and meet safety standards.

GUARANTEE OF QUALITY

We offer products of excellent quality, made with great care about details, at low prices.

TRUST

We won the trust of hundreds of companies from around the world who became our long-standing customers.

HEAD OFFICE AND WAREHOUSE

Cieśle 31B, 56-400 Oleśnica
tel. 071 315 41 40, fax 071 315 40 18
e-mail: biuro@slv-group.eu

BRANCH IN WARSAW

ul. Mszczonowska 20B, 05-090 Janki
tel. mob. + 48 531 908 771
e-mail: warszawa@slv-group.eu

BRANCH IN KRAKOW

ul. Myślenicka 121, 32-031 Mogilany
tel. mob. + 48 509 539 202
email: krakow@slv-group.eu

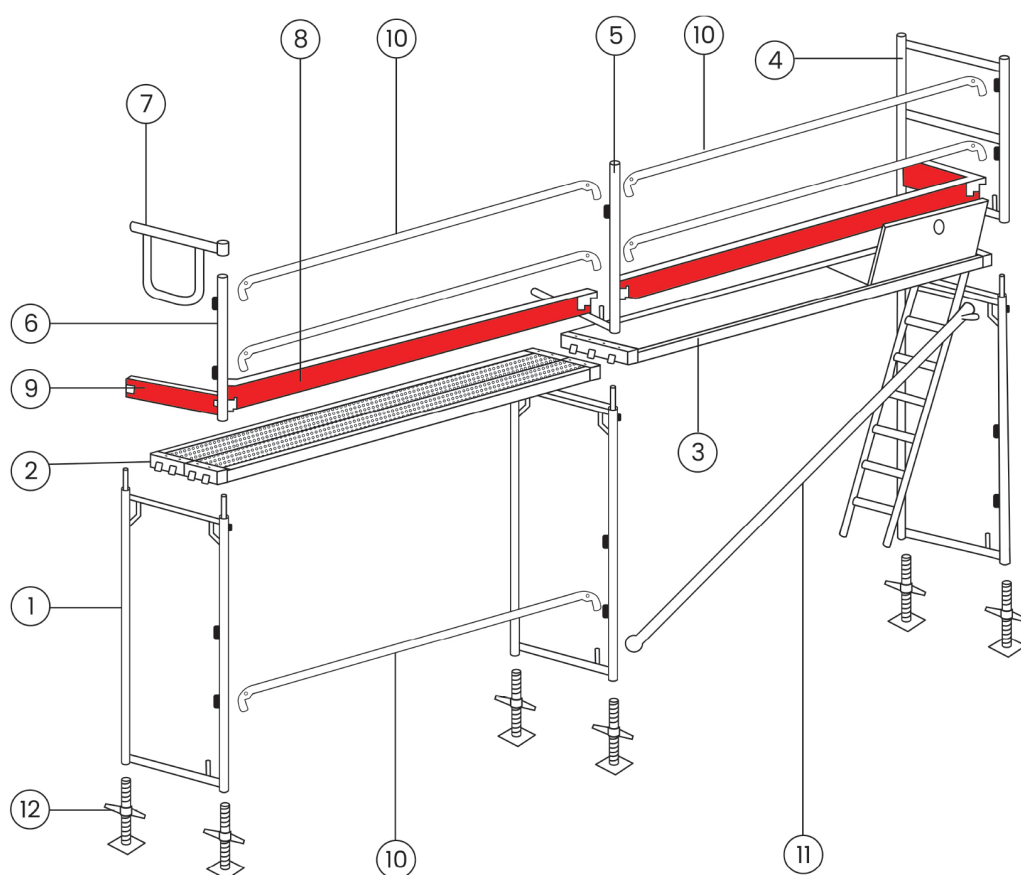
www.slv-group.eu

Follow us on 

ABOUT – RAM 1 / SLV 73 SYSTEM

RAM1 is compatible with the Baumann scaffolding. It can be used in construction work, heavy industry or energetics. This kind of scaffolding is easy to set up and ensures a stable and solid construction. In the standard version it can be set up to the height of 24 m.

Our product meets both Polish and EU standards. It has safety certificates from The Institute of Mechanised Construction and Rock Mining in Warsaw and SP Sveriges Tehniska Forsknitistat in Sweden. The quality is ensured by an automated assembly line.



1. Vertical Frame
2. Steel Platforms
3. Plywood access with ladder
4. Final Frame (top)
5. Frame type
6. Guard Rail Post
7. Side guard rail
8. Horizontal Toe Board
9. Side Toe Board
10. Steel guardrail
11. Diagonal Bracing
12. Jack Base

» FAST SETUP

Fast and easy setup has been achieved thanks to the use of prefabricated components.

» STABILITY

A rigid structure with diagonal bracings makes it possible to carry heavy loads.

» SAFETY

Safe communication in horizontal and vertical direction gives free access to the workplace. A perforated surface of steel platforms minimizes the possibility of slipping and facilitates the removal of rainwater.

» PROTECTION

Hot-dip galvanized zinc protects against adverse weather conditions and corrosion.

1. FRAMES

Steel frames are made from a 48,3 steel tube, 2,7mm of thickness. The steel grade is S235JRH, with a yield stress point Re min above 280MPa, mostly between 280–285 MPa.

Before the production process each segment of the tube is sent to the institute in Bydgoszcz in order to confirm if the attestation is compatible with the product.

The steel tube is bottled on a machine specially designed for JRH steel grade.


The machine has 3 production steps to avoid tensions that may cause microcracks and disqualify the tube.

The frames are produced using a welding robot endowed in two workstations.

► VERTICAL STEEL FRAME

- » steel frames are made from a 48,3 steel tube, 2,7 mm of thickness, hot dip galvanized
- » it has holders to install guard rails and a pin to set up a wooden toe board
- » snap mountings for railing, through which external guardrail on the vertical frame is fast
- » wedging one hammer blow ensures closed forcefully, stable and rigid connection
- » different sizes of the frame are available
- » one of the most important parts of a scaffolding set

Catalogue no	Height [m]	Width [m]	Weight [kg]
SLV-73-01-01-01	2,00	0,73	18,00
SLV-73-01-01-02	1,50	0,73	15,00
SLV-73-01-01-03	1,00	0,73	11,00
SLV-73-01-01-04	0,66	0,73	8,00



► ALUMINIUM VERTICAL FRAME


- » aluminium frames are made from a 48,3 aluminium tube, 4,0mm of thickness
- » it has holders to install guard rails and a pin to set up a wooden toe board
- » different sizes of the frame are available



Catalogue no	Height [m]	Width [m]	Weight [kg]
SLV-73-01-02-01	2,00	0,73	9,20
SLV-73-01-02-02	1,50	0,73	7,40
SLV-73-01-02-03	1,00	0,73	5,85
SLV-73-01-02-04	0,66	0,73	4,34

► STEEL SIDE FRAME

- » steel tube profile $\varnothing 48,3 \times 2,7$ mm, hot-dip galvanized
- » it has holders to install guard rails and a pin to set up a wooden toe board
- » it is used to bypass wall ledges




Catalogue no	Height [m]	Width [m]	Weight [kg]
SLV-73-01-01-07	2,00	0,73	25,20

► STEEL WALKTHROUGH FRAME

- » steel tube profile $\varnothing 48,3 \times 2,7$ mm, hot-dip galvanized
- » serves as a walkway for pedestrians under the scaffolding and gives protection during the setup

Catalogue no	Height [m]	Width [m]	Weight [kg]
SLV-73-01-01-08 on 4 platform	2,20	1,50	36,00



2. PLATFORMS

They are made using the most recent machinery in Poland and the second in Europe.

Our steel platforms have an individual design which was created in cooperation with a German scaffolding manufacturer and German Certification Institute.

Thanks to a modern assembly line we are able to produce platforms which are 160, 191, 290 or 320 mm wide.

Steel platforms are welded on 3 automated workstations.

Steel plate used to produce the platforms:

- profile made of **S235JRH plate 1,25mm or 1,5 mm**


- front of the platform made of **S355JRH plate 2,00 mm**

All the components used in the production of the platform are made in our company. Every single step of the production process is controlled in order to prevent the occurrence of defective parts.

► STEEL PLATFORMS

- » one of the most important construction parts, hot-dip galvanized
- » easy to handle platforms fall within U-profiles of the vertical frames, it ensures reduction in assembly time to a minimum
- » the surface of the steel platform is perforated which protects against slipping
- » is part of the horizontal stiffening of the scaffolding

Catalogue no	Length [m]	Width [m]	Weight [kg]
SLV-73-02-01-01	3,07	0,32	19,00
SLV-73-02-01-02	2,57	0,32	16,50
SLV-73-02-01-03	2,07	0,32	13,40
SLV-73-02-01-04	1,57	0,32	11,50
SLV-73-02-01-05	1,09	0,32	7,50
SLV-73-02-01-06	0,73	0,32	5,70



► ALUPLYWOOD PLATFORM

- » plywood sheet
- » non-slip plywood deck, waterproof
- » one unit between two frames is sufficient
- » light

Catalogue no	Length [m]	Width [m]	Weight [kg]
SLV-73-02-03-01	3,07	0,64	25,00
SLV-73-02-03-02	2,57	0,64	20,40
SLV-73-02-03-03	2,07	0,64	16,40
SLV-73-02-03-04	1,57	0,64	13,10
SLV-73-02-03-05	1,09	0,64	9,70
SLV-73-02-03-06	0,74	0,64	7,20



► ALUMINIUM PLATFORM


- » entirely made of aluminium
- » the lightest version of the platform
- » waterproof, wear-resistant, non-slip



Catalogue no	Length [m]	Width [m]	Weight [kg]
SLV-73-02-02-01	3,07	0,64	21,00
SLV-73-02-02-02	2,57	0,64	16,80
SLV-73-02-02-03	2,07	0,64	13,50
SLV-73-02-02-04	1,57	0,64	10,50
SLV-73-02-02-05	1,09	0,64	7,50
SLV-73-02-02-06	0,74	0,64	4,50

► ALUPLYWOOD ACCESS WITH LADDER

- » frame made of aluminum, plate made of plywood
- » facilitates the communication between levels
- » ladder is integrated with the platform



Catalogue no	Length [m]	Width [m]	Weight [kg]
SLV-73-02-05-01	3,07	0,64	29,00
SLV-73-02-05-02	2,57	0,64	25,00

► ALUMINIUM ACCESS WITH LADDER

- » entirely made of aluminium
- » ladder integrated with the platform
- » light

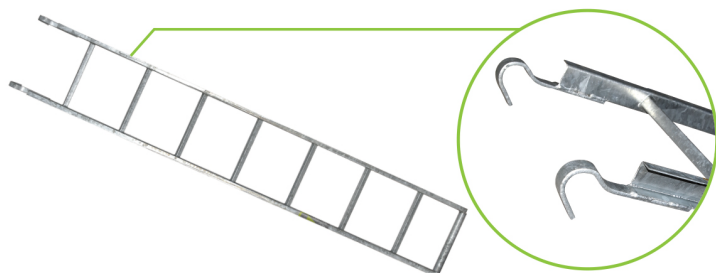


Catalogue no	Length [m]	Width [m]	Weight [kg]
SLV-73-02-06-01	3,07	0,64	25,00
SLV-73-02-06-02	2,57	0,64	23,00

► LADDER

- » made of steel or aluminium
- » often used at the first level replacing communication levels/platforms

Catalogue no	Length [m]	Width [m]	Weight [kg]
SLV-UNI-12-01-01 steel	2,15	0,35	8,00
SLV-UNI-12-01-02 aluminium	2,15	0,35	4,00



3. GUARD RAILS, BRACINGS (DIAGONAL)

► STEEL GUARD RAIL

- » serves as a horizontal protection
- » steel tube profile $\varnothing 38 \times 1,8 \text{ mm}$, hot-dip galvanized
- » to connect the guardrails of the frame you need is to use just a hammer


Catalogue no	Length [m]	Weight [kg]
SLV-73-03-01-01	3,07	5,90
SLV-73-03-01-02	2,57	4,90
SLV-73-03-01-03	2,07	4,00
SLV-73-03-01-04	1,57	3,10
SLV-73-03-01-05	1,09	2,60
SLV-73-03-01-06	0,73	2,00



► DOUBLE ALUMINUM GUARD RAIL

- » made of aluminium
- » serves as a horizontal protection

Catalogue no	Length [m]	Width [m]	Weight [kg]
SLV-73-03-02-01	3,07	0,50	6,70
SLV-73-03-02-02	2,57	0,50	5,80
SLV-73-03-02-03	2,07	0,50	4,60
SLV-73-03-02-04	1,57	0,50	3,50



► SIDE GUARD RAIL

- » made of steel
- » serves as side protection closing the frontal side the scaffolding



Catalogue no	Width [m]	Weight [kg]
SLV-70-03-03-01	0,73	4,00

► DIAGONAL BRACING WITH COUPLER

- » steel tube profile $\varnothing 48,3 \times 2,0$ mm, hot-dip galvanized
- » the length of the diagonal bracing is matching to the length and height of the scaffolding bay



Catalogue no	Width [m]	Weight [kg]
SLV-73-04-01-01 (field 3,07 m)	3,60	8,30
SLV-73-04-01-02 (field 2,57 m)	3,20	7,40
SLV-73-04-01-03 (field 2,07 m)	2,80	6,60
SLV-73-04-01-04 (field 1,57 m)	2,50	5,80

► DIAGONAL BRACING WITH WEDGES

- » steel tube profile $\varnothing 48,3 \times 2,0$ mm, hot-dip galvanized
- » the length of the diagonal bracing is matching to the length and height of the scaffolding bay



Catalogue no	Width [m]	Weight [kg]
SLV-73-04-02-01 (field 3,07 m)	3,60	8,50
SLV-70-04-02-02 (field 2,57 m)	3,20	7,60
SLV-70-04-02-03 (field 2,07 m)	2,80	6,80

4. THE TOP SECURITY

► FRAME TYPE L 1,0 M

- » made of steel or aluminium
- » allows installing guard rails at the highest level (top)
- » protects the platforms from unfastening



Catalogue no	Height [m]	Width [m]	Weight [kg]
SLV-73-06-01-01 steel	1,00	0,74	6,00
SLV-73-06-02-01 aluminium	1,00	0,74	2,50

► FRAME TYPE L 2,0 M

- » made of steel
- » allows installing more Guard Rails at the highest level(top)
- » protects the platforms from unfastening



Catalogue no	Height [m]	Width [m]	Weight [kg]
SLV-73-06-01-02	2,00	0,73	8,50

► GUARD RAIL POST 1,0 M

- » made of steel or aluminium
- » allows installing guard rails at the highest level(top)



Catalogue no	Height [m]	Weight [kg]
SLV-73-05-01-01 steel	1,00	5,00
SLV-73-05-02-01 aluminium	1,00	2,40

► GUARD RAIL POST 2,0 M

- » made of steel
- » allows installing more Guard Rails at the highest level (top)



Catalogue no	Height [m]	Weight [kg]
SLV-73-05-01-02	2,00	9,00

► FINAL FRAME (TOP)


- » made of steel or aluminium
- » has a mounting pin to the toe board
- » setup at the highest level, from the face of the scaffold allows the installation of a guardrail



Catalogue no	Height [m]	Width [m]	Weight [kg]
SLV-73-01-01-05 steel	1,00	0,73	11,50
SLV-73-01-02-05 aluminium	1,00	0,73	5,20

► GUARD RAIL COUPLER ON BOLT

- » made of steel, hot dip galvanized
- » allows installing more Guard Rails inside the frame



Catalogue no	Weight [kg]
SLV-73-10-01-10	1,10

5. TOE BOARD

► SIDE TOE BOARD

- » made of solid spruce wood
- » finished steel reinforcements at both ends
- » set up on side of frame
- » protect against falling of small parts



Catalogue no	Length [m]	Width [m]	Weight [kg]
SLV-73-07-02-01	0,73	0,15	1,40

► HORIZONTAL TOE BOARD

- » made of solid spruce wood
- » finished steel reinforcements at both ends
- » setup on horizontal of scaffolding
- » protect against falling of small parts



Catalogue no	Length [m]	Width [m]	Weight [kg]
SLV-73-07-01-01	3,07	0,15	5,80
SLV-73-07-01-02	2,57	0,15	4,90
SLV-73-07-01-03	2,07	0,15	3,90
SLV-73-07-01-04	1,57	0,15	3,00
SLV-73-07-01-05	1,09	0,15	2,10
SLV-73-07-01-06	0,73	0,15	1,50

6. SUPPLEMENTARY SCAFFOLDING PARTS

► CONSOLE 0,36 WITH A CONNECTOR


- » made of steel, hot dip galvanized
- » serves to extend the scaffolding by one platform
- » mounted from the outside of the frame



Catalogue no	Weight [kg]
SLV-73-11-03-02	4,80

► CONSOLE 0,36 WITHOUT A CONNECTOR

- » made of steel, hot dip galvanized
- » serves to extend the scaffolding by one platform
- » mounted from the inside of the frame



Catalogue no	Weight [kg]
SLV-73-11-03-03	4,50

► CONSOLE 0,73 M

- » made of steel, hot dip galvanized
- » serves to extend the scaffolding by two platform
- » mounted from the inside of the frame



Catalogue no	Weight [kg]
SLV-73-11-01-01	7,00

► TRAVERSE

- » made of steel, hot dip galvanized
- » allows adjusting the height of the platform
- » mounted on the frame



Catalogue no	Weight [kg]
SLV-73-09-01-01	3,50

► ALUMINIUM STAIRS

- » made of aluminium
- » non-slip and safe entry on the scaffolding level without minimizing the workspace
- » mounted on the frame


Catalogue no	Length [m]	Width [m]	Weight [kg]
SLV-73-16-02-01	3,07	0,64	28,00
SLV-73-16-02-02	2,57	0,64	24,00



► EXTERNAL ALUMINIUM STAIRS GUARD RAIL

- » made of aluminium
- » external protection of the stairs

Catalogue no	Length [m]	Weight [kg]
SLV-73-18-02-01	3,07	17,60
SLV-73-18-02-02	2,57	16,10



► INTERNAL ALUMINIUM STAIRS GUARD RAIL


- » made of aluminium
- » internal protection of the stairs

Catalogue no	Weight [kg]
SLV-73-17-02-01	15,00



► JACK BASE

- » made of steel, hot dip galvanized
- » round plate having a diameter of 38 mm
- » the dimensions of the stand 150 × 150 mm
- » used for leveling the ground




Catalogue no	Height [m]	Weight [kg]
SLV-UNI-07-01-01 hot dip	0,40	2,70
SLV-UNI-07-02-01 electrical	0,50	3,35
SLV-UNI-07-03-01 hot dip	0,60	3,60
SLV-UNI-07-04-01 hot dip	0,80	4,50
SLV-UNI-07-04-02 electrical	0,80	4,50

7. ACCESSORIES

► NORMAL COUPLER


- » made of steel, hot dip galvanized
- » in accordance with DIN EN 74-1 RABB standards
- » necessary for anchoring the scaffolding to the walls

Catalogue no	Weight [kg]
SLV-UNI-02-01-01	1,20



► SWIVEL COUPLER

- » made of steel, hot dip galvanized
- » in accordance with DIN EN 74-1 RABB standards
- » used to combine scaffold tubes at any angle



Catalogue no	Weight [kg]
SLV-UNI-03-01-01	1,30

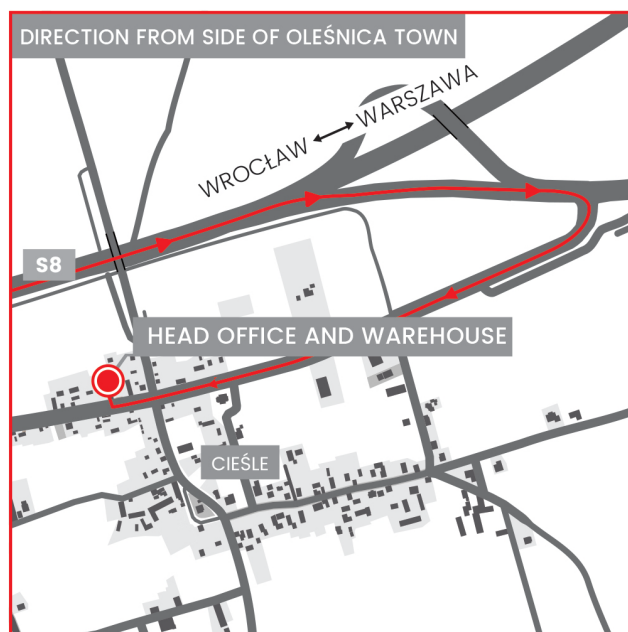
► ANCHOR

- » made of steel, hot dip galvanized
- » used for anchoring the scaffolding to the building



Catalogue no	Length [m]	Weight [kg]
SLV-UNI-01-01-10	0,30	1,30
SLV-UNI-01-01-09	0,40	2,00
SLV-UNI-01-01-07	0,60	2,40
SLV-UNI-01-01-06	1,00	3,90
SLV-UNI-01-01-04	1,20	4,10
SLV-UNI-01-01-01	2,00	7,50

LENGTH × HEIGHT OF THE SCAFFOLDING			24,56 × 8,3	61,40 × 8,3	119,73 × 8,3	WEIGHT UNIT [KG]
WORKING AREA (M²)			203,85 m²	509,62 m²	993,76 m²	
LP.	CATALOGUE NO	NAME				
1	SLV-73-01-01-01	FRAME 2,0 M	27	63	120	18,00
2	SLV-73-04-01-01	BRACING(FIELD 3,07 M)	6	12	24	8,30
3	SLV-73-03-03-01	SIDE GUARDRAIL	4	4	4	4,00
4	SLV-73-05-01-01	GUARDRAIL POST 1,0 M	7	19	38	5,00
5	SLV-73-01-01-05	FINAL FRAME (TOP)	2	2	2	11,50
6	SLV-UNI-02-01-01	NORMAL COUPLER	14	32	60	1,20
7	SLV-UNI-01-01-09	ANCHOR 0,4 M	14	32	60	2,00
8	SLV-UNI-07-02-01	BASE JACK 500 MM	18	42	80	3,00
9	SLV-UNI-24-01-01	WOODEN BASE	9	21	40	4,80
10	SLV-73-02-01-01	STEEL PLATFORM 3,07 M	42	114	228	19,00
11	SLV-73-03-01-01	STEEL GUARDRAIL 3,07 M	56	140	273	5,90
12	SLV-73-07-02-01	SIDE TOE BOARD	6	6	6	1,40
13	SLV-73-07-01-01	TOE BOARD 3,07 M	24	60	117	5,80
14	SLV-UNI-19-01-05	EYE BOLT 0,23 M	14	32	60	0,28
15	SLV-UNI-22-01-01	DOWEL	14	32	60	0,01
16	SLV-73-02-05-01	ALUPLYWOOD ACCESS WITH LADER 3,07 M	3	3	3	29,00
TOTAL WEIGHT			2109,06 KG	5119,08 KG	9904,30 KG	



**If you appreciate safety, trust and the highest quality of services,
we invite you to contact us and establish cooperation.**

HEAD OFFICE AND WAREHOUSE

Cieśle 31B, 56-400 Oleśnica
landline 071 315 41 40, fax 071 315 40 18
e-mail: biuro@slv-group.eu

BRANCH IN WARSAW

ul. Mszczonowska 20B, 05-090 Janki
mob. + 48 531 908 771
e-mail: warszawa@slv-group.eu

BRANCH IN KRAKOW

ul. Myślenicka 121, 32-031 Mogilany
mob. + 48 509 539 202
email: krakow@slv-group.eu



Cieśle 31B, 56-400 Oleśnica
tel. 071 315 41 40, fax 071 315 40 18
e-mail: biuro@slv-group.eu

WWW.SLV-GROUP.EU